




Standards for Histological and Clinical Diagnosis of Canine and Feline Liver Diseases – WSAVA's textbook is on the shelves!

The textbook is designed to provide a world standard of guidelines for the diagnosis of liver diseases in dogs and cats using both histological and clinical criteria.



www.wsava.org

Chapters include:

- Sampling and handling of liver tissue
- Ultrasonographic identification and characterization of congenital portosystemic shunts and portal hypertensive disorders
- Morphological classification of biliary disorders
- Morphological classification of parenchymal disorders, including
- Normal histology, reversible hepatocyte injury, and hepatic amyloidosis
- Hepatocellular death, hepatitis, and cirrhosis
- Hepatic abscesses and granulomas, hepatic metabolic storage diseases, and miscellaneous conditions
- Morphological classification of neoplastic disorders

The work on this book was sponsored generously by Hill's Pet Nutrition

www.wsava.org

Gastrointestinal Standardization Group

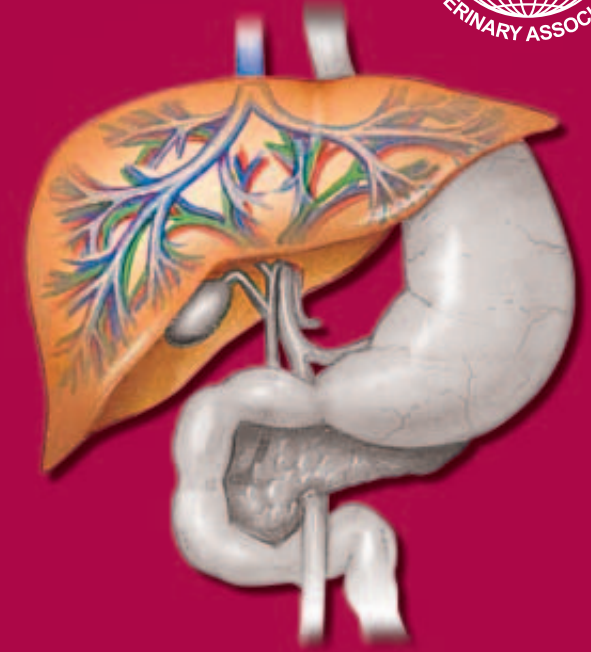


MEMBERSHIP


The Group is composed of internationally recognized scientists in companion animal gastroenterology:

- Dr. Thomas Bilzer, University of Dusseldorf (Germany), Pathology
- Dr. Michael Day, University of Bristol (England), Pathology
- Dr. Grant Guilford, Massey University (New Zealand), Internal Medicine
- Dr. Edward Hall, University of Bristol (England), Internal Medicine
- Dr. Albert Jergens, Iowa State University (USA), Internal Medicine
- Dr. Joanne Mansell, Texas A & M University (USA), Pathology
- Dr. Takeo Minami, Histo-Vet, Pet-Vet, Yokohama (Japan), Pathology
- Dr. Brian Wilcock, University of Guelph/HistoVet (Canada), Pathology
- Dr. Robert Washabau, University of Minnesota (USA), Internal Medicine – convener
- Dr. Michael Willard, Texas A & M University (USA), Internal Medicine

Gastrointestinal Standardization Group




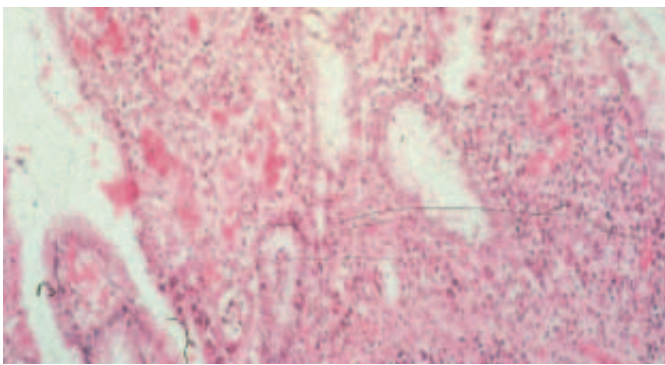
World Small Animal Veterinary Association



www.wsava.org

Gastrointestinal Standardization Group

www.wsava.org



BACKGROUND

Gastrointestinal diagnosis in companion animals has been plagued by many difficulties, particularly in the histologic interpretation of intestinal biopsies. What constitutes normal intestinal morphology is only now being determined, and the recognition of subtle abnormalities is challenging. Although a number of criteria can be applied in the examination of biopsy specimens, the interpretation by any pathologist is often quite subjective, and discrepancies in biopsy reports between different pathologists are surprisingly common.

Consequently, several groups (including the Comparative Gastroenterology Society, European Society for Comparative Gastroenterology, American College of Veterinary Internal Medicine, and European College of Veterinary Internal Medicine) have called for national and international efforts to standardize the histologic evaluation of the gastrointestinal tract of cats and dogs. The publication of a set of standards by the WSAVA International Liver Standardization Group has provided additional impetus and urgency to the need for standardization of the primary disorders of the gastrointestinal tract.

SPECIFIC AIMS

The aim of this endeavor is to obtain a worldwide standard for the histological evaluation of the gastrointestinal tract of cats and dogs. With the support of the WSAVA, the International Gastrointestinal Standardization Group proposes to develop a standardized his-

tologic evaluation system that will be applied to all companion animal gastroenterologic disorders. Standardization will yield several obvious benefits including uniform diagnosis and staging of disease and the subsequent development of controlled clinical trials for the treatment of G.I. disease.

Meetings of the International Working Group are held at annual meetings of the ACVIM, ECVIM, and WSAVA for the purposes of elevating the visibility and stature of the Working Group in the eyes of the relevant International Specialty Colleges. (Many members of the Working Group are also likely to attend their own professional meeting, e.g., ACVIM Forum and ECVIM Congress.)

ACVIM FORUM 2007

The Group will offer two presentations at the 2007 ACVIM Forum in Seattle: (1) Development of Histologic Standards for IBD, Dr. Michael Day, 2:00 pm, June 6; and, (2) Clinical Staging, Endoscopic Standards, and Biopsy Sampling Guidelines for IBD, Drs. Al Jergens and Mike Willard, 3:00 pm, June 6.

ECVIM-CA CONGRESS 2007

A presentation will be offered also during the 2007 ECVIM-CA Congress in Budapest: Clinical Findings from the WSAVA Gastroenterology Working Party Study, Dr. Robert J. Washabau, 8.45 am, September 15.

WSAVA CONGRESS 2008

The official presentation of the Gastrointestinal Standardization Group will take place at the WSAVA Congress in Dublin, Ireland. 20-24 August 2008, www.wsava2008.com

SPONSORSHIP



The Group's efforts are supported by the WSAVA, an organization with over 65,000 members from 65 member associations, and Hill's Pet Nutrition, a global leader in pet nutrition